

# CORAL SEA FLYFISHING

COOKTOWN

&

CAIRNS REEF

1





# FISHINGEARTH

## Fishing PROGRAM

6 FULL DAYS GUIDED FISHING  
FLATS / ESTUARINE / BLUE WATER.  
KEY SPORT TARGETS

- PERMIT (Trachinotus Blochii and Anak)
- Trigger Fish.
- BLACKSPOT TUSKFISH.
- GOLDEN TREVALLY
- BRASSY TREVALLY
- GIANT TREVALLY.
- BARRAMUNDI
- CORAL TROUT AND OTHER REEF SPECIES

COOKTOWN

QUEENSLAND



# TRIP DETAILS

Your Escapade flyfishing adventure gives you 6 days of fly fishing around Cooktown and Cairns Reef.

Starting in Cooktown the itinerary will be set around tides and the weather.

Typically most travel time will be on the first afternoon and the last evening.


To maximise fishing times and opportunities the mothership will move as and when needed.

Fly fishing options include flats fishing either by shallow wading or in your boats. We will fish reef edges and blue water channels for pelagic species.

Each fishing day typically runs from 8 AM to 5 PM depending on the fishing conditions and your preferences, tides and conditions.



# CAIRNS REEF



GT

Queenfish

Golden Trivially

Barracuda

Permit

Coral Trout

Brassy

Spanish Mac

Tea Leaf


Blackspot



# ENDEAVOUR RIVER



**Cooktown Salmon**



**Golden**



**Finger Mark**



**Blue Salmon**



**Barramundi**



**Brassy**



**Queenfish**



**Mangrove Jack**



**Tarpon**



# GEAR LIST

## GEAR LIST

### Fishing Gear / Terminal Tackle.

- 1 x 8-weight rod/reel with F/I line. Minimum of 250m of 30lb backing loaded on reels.
- Recommended lines: Scientific Anglers Sonar Titan Tropical / Jungle Clear Tip or equivalent with 15-foot intermediate head — ideally clear.
- 2 x 9 and/or 10 weight rod/reel for Permit, Golden Trevally, Barramundi, Queenfish, etc.
- One rod with Tropical Floating line, one with F/I line. Minimum of 250m of 30lb backing loaded on reels.
- Recommended lines: Scientific Anglers Sonar Titan Tropical / Jungle Clear Tip or equivalent with 15-foot intermediate head ideally clear.
- Alternative options: SA Infinity Saltwater Taper, SA Grand Slam Clear Tip.
- 1 x 12 weight rod/reel for Giant Trevally, Brassy Trevally, Spanish Mackerel, and Large Queenfish.
- Floating line and fast sink tip line (500–750 grain Sink Tip).
- Minimum of 300m of 50lb backing on reel, with minimum 15lb drag (20lb preferred).
- Recommended lines: SA Big Water Taper #12 Floating, SA Sonar Sink Max 700gr.
- Leader Material: 16lb, 20lb, 25lb, 30lb, 40lb, 60lb, and 100lb fluorocarbon will cover all applications.
- Tapered Leaders: 16lb and 20lb are handy for Permit.
- Pliers / Clippers / Hook Sharpener
- Day pack or Bum Bag (Waterproof is recommended)
- Waterproof Fly Boxes



# FLY LIST

## FLY LIST

Having the right flies for your trip is important and we suggest you discuss options with us directly. Below is a basic suggestion. We also carry a selection of lodge favourites that are available for sale.

Permit, Golden Trevally, Tuskfish:

- Range of crab patterns recommended:
- • Alphlexo Crab in Tan/Yellow Legs or Clear/White Legs, 2–3 grams standard weight, size 2 and 1/0. Bring some extra heavy (4–5 grams).
- • Alphlexo Crabs with double-weighted orange hotspot and single-weighted.
- • Beechies Pancake Crab – size 1/0.
- • Tan floating crabs – size 2 and 1/0.
- Shrimp patterns range from size 1/0 to 2. Tie from lightly weighted through to very heavy. Triggerfish-style shrimp flies also work well.

Barramundi & Mangrove Jack:

- Pink Things, Barra Bunnies, and Barra Toads in sizes 1/0 to 2/0.
- Often useful in a smaller size as well – down to size 2.

GTs, Brassy Trevally, Tuna, Spanish Mackerel, Queenfish, Coral Trout:

- Baitfish-style profiles ranging from 1/0 to 4/0:
- • Clousers
- • Surf Candies
- • Brush Flies (4/0 to 6/0)
- • Fatboys
- • Piper-style patterns
- Recommended colours: tan/white, black, chartreuse/white – to match the abundant mullet and other baitfish on the flats.
- Surface flies:
- • NYAP
- • Double Barrel Poppers in 4/0 to 6/0.



# FLY LIST




**TUFT BASTARD SHRIMP FLY -  
TAN**

You can never have toooo many of there




**SPARWOLF PREDATOR CRAB FLY - SL12  
1/0**

Shrimps



**ALPHLEXO CRAB FLY - SL12  
1/0 - WHITE/COLOR YOUR  
OWN**



**BOLT CUTTER CRAB FLY -  
GAMAKATSU 2/0 - ORANGE/BLACK  
BARRED**



**SCOTTY'S MOON CRAB FLY**

Shrimps

[WWW.SALTWATERFLIESAUSTRALIA.COM](http://WWW.SALTWATERFLIESAUSTRALIA.COM)



# CLOTHING LIST

## CLOTHING & OTHER ITEMS TO BRING

The weather is generally warm and tropical daytime temps range from 28–32°C (82–90°F). You will be spending long days fishing under the sun, with some wading, boat travel, and time on the mothership in the evenings. Space is limited, so light, packable clothing is best. There is no laundry on board so bring enough clothing for the whole trip.

### Fishing & Day Wear

- Waterproof shell jacket — Goretex, Patagonia H2NO, or similar.
- 2 x quick-dry long pants • 2 x quick-dry shorts
- 4 x quick-dry long-sleeve collared or hooded shirts (3 minimum, 4 is better).
- Long 'skins' pants/tights for wading (compulsory from August onwards — for protection from stingers and sun)
- Hat with good sun protection (wide brim recommended)
- 2 x polarised sunglasses (bring a spare)
- Neck buff or gaiter (sun protection)
- Flats wading boots and neoprene wading socks (essential)
- Thongs / Crocs / sandals / flip-flops for on board

### Casual Clothing (Evening / On Board)

- Lightweight T-shirts or singlets for on the mothership
- 1 pair of casual shorts
- Lightweight fleece or hoodie (evenings and aircon can feel cool)
- Underwear — enough for the full trip • Thick & thin socks

### Other Essentials

- Water bottle (reusable) • Sunscreen (reef-safe preferred)
- Insect repellent (small bottle for boat and mothership)
- Toiletries & personal items
- Head torch with spare batteries • Camera or GoPro
- You will likely wear your fishing shirts and shorts every day bring enough to rotate. We will do some hand washing if and then needed.
- Dry bags or waterproof pouches are handy for gear in tenders/skiffs



# ESCAPADE

## QUICK FACTS

- **AIR-CONDITIONING THROUGHOUT**
  - **ON-BOARD WIFI STAR LINK**
- 
- **TWIN-SHARE ROOMS**
  - **AIS SATELLITE LOCATION**
  - **ALL MEALS & NO ALCOHOLIC DRINKS**
  - **PLENTY OF DRINKING WATER**
  - **HAND WASHING AVAILABLE**
  - **SATELLITE PHONE**
  - **VHF RADIOS**
  - **EMERGENCY LOCATING DEVICES**
  - **TWO SKIFFS WITH ELECTRIC MOTORS**





**Itinerary: Day ONE (1) arrival to the Cooktown airport. We will organise transport to the mothership. Enjoy some light refreshments and depending on the tide lunch in Cooktown or depart Cooktown.**

**Days 2-7 Breakfast is typically served from 7.00 am each day. The fishing boats aim to leave the mothership around 8.00 am. Guests have the option to maximise fishing time by requesting a packed lunch, or can return to Wildcard for lunch. Each fishing day runs to around 4.00pm-5.30pm depending on fishing.**

**Either in the evening of day 7 or early on day eight (8) the mothership will return to Cooktown.**

**Final morning: Breakfast and then transfers to Cooktown Airport for your flight to Cairns.**

